

Hillsborough County Elections

2006 Primary Election
 Website last updated 9/18/2007
 2:10:24 PM EST

Official Results

Does include Absentee Ballots
 Does include Early Ballots
 Does include Provisional Ballots

[Search Contests](#)
 (30 of 30)

Go To Page Display

REP - US Senate		
361 of 361 Precincts Reporting		
	Percent	Votes
LeRoy Collins Jr.	28.04%	16,056
Katherine Harris	39.64%	22,696
William "Will" McBride	28.75%	16,462
Peter Monroe	3.56%	2,039
		57,253

REP - Congress, NINTH		
100 of 100 Precincts Reporting		
	Percent	Votes
Gus Michael Bilirakis	82.98%	17,500
David Domenic Langheier	17.02%	3,589
		21,089

REP - Governor/Lt.Governor		
361 of 361 Precincts Reporting		
	Percent	Votes
Charlie Crist	71.02%	41,230
Tom Gallagher	27.05%	15,706
Vernon Palmer	1.02%	593
Michael W. St. Jean	0.91%	527
		58,056



REP - Chief Financial Officer		
361 of 361 Precincts Reporting		
	Percent	Votes
Milt Bauguess	3.84%	2,130
Randy Johnson	23.19%	12,849
Tom Lee	72.97%	40,437
		55,416

REP - State Senate, 10		
126 of 126 Precincts Reporting		
	Percent	Votes
Sandra L. Murman	34.82%	9,062
Ronda Storms	49.11%	12,782
Ray Young	16.07%	4,182

26,026





REP - State Senate, 16

49 of 49 Precincts Reporting

		Percent	Votes
Kimberly "Kim" Berfield		64.07%	6,683
Frank Farkas		35.93%	3,748
			10,431






REP - Board of Co. Comm., Dist. 1 4 yr

82 of 82 Precincts Reporting

		Percent	Votes
Rose V. Ferlita		53.69%	7,329
Don Kruse		6.35%	867
Gary Santti		2.89%	395
Brad Swanson		37.07%	5,060
			13,651






DEM - Congress, ELEVENTH

185 of 185 Precincts Reporting

		Percent	Votes
Kathy Castor		56.86%	18,407
Scott Farrell		4.56%	1,476
Al Fox		4.78%	1,547
Lesley "Les" Miller		30.16%	9,764
Michael A. Steinberg		3.64%	1,179
			32,373



DEM - Governor/Lt.Governor

361 of 361 Precincts Reporting

		Percent	Votes
Glenn Burkett		2.57%	1,439
Carol Castagnero		3.74%	2,095
John M. Crotty		1.13%	633
Jim Davis		73.72%	41,264
Rod Smith		18.84%	10,545
			55,976



DEM - Attorney General

361 of 361 Precincts Reporting

		Percent	Votes
Walter "Skip" Campbell		65.72%	33,398
Merrilee Ehrlich		34.28%	17,421
			50,819


DEM - State Senate, 18



104 of 104 Precincts Reporting

		Percent	Votes
Arthenia L. Joyner		77.25%	11,563
Gerald White		22.75%	3,405
			14,968

DEM - State Rep, District 59




40 of 40 Precincts Reporting

		Percent	Votes
Hakim Aquil		8.88%	709

Warren Hope Dawson		43.65%	3,484
Betty Reed		47.47%	3,789
			<hr/> 7,982



DEM - Board of Co. Comm., Dist. 3 2 yr

96 of 96 Precincts Reporting

		Percent	Votes
Dorothy "Nicolle" Admire		11.59%	1,703
Chloe Coney		42.02%	6,172
Kevin White		46.39%	6,814
			<hr/> 14,689



DEM - Board of Co. Comm., Dist. 4 2 yr

88 of 88 Precincts Reporting

		Percent	Votes
Lisa Rodriguez		70.32%	8,610
James Rowell		29.68%	3,634
			<hr/> 12,244





Circuit Judge, THIRTEENTH, 25

361 of 361 Precincts Reporting

		Percent	Votes
Robert Foster		59.52%	64,768
Catherine W. Real		40.48%	44,043
			<hr/> 108,811




Circuit Judge, THIRTEENTH, 32

361 of 361 Precincts Reporting

		Percent	Votes
Caroline J. Tesche		29.85%	31,797
Bernard Silver		31.79%	33,864
Elizabeth L. (Betsey) Hapner		30.47%	32,463
Cris A. Debock		7.89%	8,405
			<hr/> 106,529





Circuit Judge, THIRTEENTH, 43

361 of 361 Precincts Reporting

		Percent	Votes
Paul T. Jeske		36.36%	39,686
Mitchell L. Fraley		16.81%	18,347
Kimberly Fernandez		46.83%	51,120
			<hr/> 109,153

Circuit Judge, THIRTEENTH, 44



361 of 361 Precincts Reporting

		Percent	Votes
John (Jay) F. Rudy		20.31%	21,795
Emily Peacock		28.57%	30,669
Samantha L. Ward		30.11%	32,315
Jesse V. Dominguez		21.01%	22,552
			<hr/> 107,331

Circuit Judge, THIRTEENTH, 45




361 of 361 Precincts Reporting

		Percent	Votes
Ashley Brooke Moody		39.08%	41,522

Pat Courtney		29.22%	31,042
Gary S. Dolgin		31.70%	33,675
			106,239


School Board, Dist.2

85 of 85 Precincts Reporting

		Percent	Votes
Bart Birdsall		14.97%	4,363
Logan Cobb		15.98%	4,658
Candy Olson		69.04%	20,119
			29,140





School Board, Dist.4

69 of 69 Precincts Reporting

		Percent	Votes
Jennifer P. Faliero		72.52%	17,823
Hunter Gambrell		27.48%	6,754
			24,577



School Board Member District 6

361 of 361 Precincts Reporting

		Percent	Votes
Ken Allen		36.35%	39,290
Stephanie Desmarais Georgiades		13.08%	14,140
April Griffin		32.25%	34,851
David L. "Dave" Schmidt		18.32%	19,799
			108,080



TARAWOOD

1 of 1 Precincts Reporting

		Percent	Votes
YES		70.93%	61
NO		29.07%	25
			86



INDIAN HILLS

1 of 1 Precincts Reporting

		Percent	Votes
YES		65.00%	39
NO		35.00%	21
			60



HUNTERS LAKE

1 of 1 Precincts Reporting

		Percent	Votes
YES		73.21%	41
NO		26.79%	15
			56

HAMMOCK WOODS

1 of 1 Precincts Reporting

		Percent	Votes
YES		38.78%	19
NO		61.22%	30
			49

--	--	--	--

BUCKHORN ESTATES

1 of 1 Precincts Reporting

		Percent	Votes
YES		54.72%	203
NO		45.28%	168
			371

BLOOMINGDALE

6 of 6 Precincts Reporting

		Percent	Votes
YES		50.66%	995
NO		49.34%	969
			1,964

BLOOMINGDALE OAKS

1 of 1 Precincts Reporting

		Percent	Votes
YES		57.78%	52
NO		42.22%	38
			90

NORTHDALE

5 of 5 Precincts Reporting

		Percent	Votes
YES		64.34%	709
NO		35.66%	393
			1,102