

# Hillsborough County Elections

**November 4, 2008 General Election**

Website last updated 12/3/2008  
11:54:06 AM EST

Registered Voters: 701,464  
Ballots Cast: 515,983  
Voter Turnout: 73.56 %

Precincts Partially Reported: 0 of 384  
Precincts Completely Reported: 384 of 384

## Results

**Includes Absentee Ballots**  
**Includes Provisional Ballots**  
**Includes Early Vote Ballots**

[Search Contests](#)  
(52 of 52)

Go To Page  Display

### PRESIDENT/VICE PRESIDENT

384 of 384 Precincts Reporting

	Percent	Votes
John McCain (REP)	45.94%	236,355
Barack Obama (DEM)	53.05%	272,963
Gloria La Riva (PSL)	0.02%	85
Chuck Baldwin (CPF)	0.08%	413
Gene Amondson (PRO)	0.00%	13
Bob Barr (LBT)	0.22%	1,148
Thomas Stevens (OBJ)	0.01%	26
James Harris (SWP)	0.00%	22
Cynthia McKinney (GRE)	0.04%	226
Alan Keyes (AIP)	0.03%	175
Ralph Nader (ECO)	0.36%	1,832
Brian Moore (SPF)	0.00%	24
Charles Jay (BTP)	0.01%	30
Write-in	0.23%	1,189
		514,501

### REPRESENTATIVE IN CONGRESS DISTRICT 9

101 of 101 Precincts Reporting

	Percent	Votes
Gus Bilirakis (REP)	63.13%	96,989
Bill Mitchell (DEM)	35.55%	54,607
Richard O. Emmons (TLP)	0.45%	695
John Kalimnios	0.78%	1,198
Write-in	0.09%	138
		153,627

### REPRESENTATIVE IN CONGRESS DISTRICT 11



203 of 203 Precincts Reporting

	Percent	Votes
Eddie Adams, Jr. (REP)	30.80%	67,746
Kathy Castor (DEM)	69.20%	152,198

219,944



**REPRESENTATIVE IN CONGRESS DISTRICT 12**

79 of 79 Precincts Reporting

		<b>Percent</b>	<b>Votes</b>
Adam H. Putnam (REP)		55.52%	64,984
Doug Tudor (DEM)		44.48%	52,071
			117,055



**STATE REPRESENTATIVE DISTRICT 47**

47 of 47 Precincts Reporting

		<b>Percent</b>	<b>Votes</b>
Kevin C. Ambler (REP)		95.55%	52,605
Write-in		4.45%	2,450
			55,055



**STATE REPRESENTATIVE DISTRICT 55**

2 of 2 Precincts Reporting

		<b>Percent</b>	<b>Votes</b>
Darryl Ervin Rouson (DEM)		94.94%	75
Write-in		5.06%	4
			79



**STATE REPRESENTATIVE DISTRICT 56**

65 of 65 Precincts Reporting

		<b>Percent</b>	<b>Votes</b>
Rachel Burgin (REP)		56.93%	43,433
Lewis Laricchia (DEM)		43.07%	32,860
			76,293



**STATE REPRESENTATIVE DISTRICT 57**

42 of 42 Precincts Reporting

		<b>Percent</b>	<b>Votes</b>
Faye Culp (REP)		54.35%	36,415
Yvonne Yolie Capin (DEM)		45.65%	30,582
			66,997



**STATE REPRESENTATIVE DISTRICT 60**

56 of 56 Precincts Reporting

		<b>Percent</b>	<b>Votes</b>
Ed Homan (REP)		53.74%	34,959
E.J. Ford (DEM)		46.26%	30,090
			65,049



**STATE REPRESENTATIVE DISTRICT 67**

20 of 20 Precincts Reporting

		<b>Percent</b>	<b>Votes</b>
Ron Reagan (REP)		56.26%	16,863
Richard J. Jackson (DEM)		43.74%	13,112
		<hr/>	<hr/>
			29,975



**PROPERTY APPRAISER**

383 of 383 Precincts Reporting

		<b>Percent</b>	<b>Votes</b>
Rob Turner (REP)		54.53%	262,425
Ken Ayers (DEM)		45.47%	218,822
		<hr/>	<hr/>
			481,247



**TAX COLLECTOR**

383 of 383 Precincts Reporting

		<b>Percent</b>	<b>Votes</b>
Doug Belden (REP)		69.63%	322,643
Beverly P. Harris		30.37%	140,713
		<hr/>	<hr/>
			463,356



**SUPERVISOR OF ELECTIONS**

383 of 383 Precincts Reporting

		<b>Percent</b>	<b>Votes</b>
Buddy Johnson (REP)		48.18%	235,414
Phyllis Busansky (DEM)		51.82%	253,214
		<hr/>	<hr/>
			488,628



**BOARD OF COUNTY COMMISSIONERS DISTRICT 2**

101 of 101 Precincts Reporting

		<b>Percent</b>	<b>Votes</b>
Ken Hagan (REP)		95.05%	106,813
Write-in		4.95%	5,563
		<hr/>	<hr/>
			112,376



**BOARD OF COUNTY COMMISSIONERS DISTRICT 4**

88 of 88 Precincts Reporting

		<b>Percent</b>	<b>Votes</b>
Al Higginbotham (REP)		69.04%	95,269
Pete Gifford		30.96%	42,715
		<hr/>	<hr/>
			137,984



**BOARD OF COUNTY COMMISSIONERS DISTRICT 6**

383 of 383 Precincts Reporting

		<b>Percent</b>	<b>Votes</b>
Brian Blair (REP)		44.83%	212,478
Kevin Beckner (DEM)		55.17%	261,490
			473,968



**RETENTION OF Charles T. Wells**

383 of 383 Precincts Reporting

		<b>Percent</b>	<b>Votes</b>
YES		73.09%	311,053
NO		26.91%	114,499
			425,552



**RETENTION OF Chris W. Altenbernd**

383 of 383 Precincts Reporting

		<b>Percent</b>	<b>Votes</b>
YES		73.35%	308,023
NO		26.65%	111,935
			419,958



**RETENTION OF Carolyn K. Fulmer**

383 of 383 Precincts Reporting

		<b>Percent</b>	<b>Votes</b>
YES		74.19%	310,035
NO		25.81%	107,872
			417,907



**RETENTION OF Morris Silberman**

383 of 383 Precincts Reporting

		<b>Percent</b>	<b>Votes</b>
YES		72.66%	299,993
NO		27.34%	112,894
			412,887



**RETENTION OF James W. Whatley**

383 of 383 Precincts Reporting

		<b>Percent</b>	<b>Votes</b>
YES		73.40%	300,504
NO		26.60%	108,883
			409,387

**SCHOOL BOARD MEMBER DISTRICT 7**



383 of 383 Precincts Reporting

		<b>Percent</b>	<b>Votes</b>
Stephen Gorham		47.53%	191,851
Carol W. Kurdell		52.47%	211,783

403,634



**SOIL AND WATER CONSERVATION DISTRICT GROUP 2**

383 of 383 Precincts Reporting

		<b>Percent</b>	<b>Votes</b>
A. J. Brent		49.48%	184,567
Richard Van Epps		50.52%	188,473
			373,040





**SOIL AND WATER CONSERVATION DISTRICT GROUP 4**

383 of 383 Precincts Reporting

		<b>Percent</b>	<b>Votes</b>
Jeffrey Ross Garbus		35.81%	134,778
Betty Jo Tompkins		64.19%	241,586
			376,364



**TEMPLE TERRACE CITY COUNCIL**

10 of 10 Precincts Reporting

		<b>Percent</b>	<b>Votes</b>
Ron Govin		36.16%	5,622
Ted Grevenkamp		15.52%	2,413
Mary Jane Neale		24.43%	3,798
Dave Penoyer		23.89%	3,714
			15,547



**SUPERVISOR, CHEVAL WEST COMMUNITY DEVELOPMENT DISTRICT SEAT 5**

1 of 1 Precincts Reporting

		<b>Percent</b>	<b>Votes</b>
Mary M. Castro		54.90%	504
Pat Hostler		45.10%	414
			918



**SUPERVISOR, CORY LAKES COMMUNITY DEVELOPMENT DISTRICT SEAT 1**

1 of 1 Precincts Reporting

		<b>Percent</b>	<b>Votes</b>
David Pardue		22.79%	227
Kerri Ringhof		77.21%	769
			996



**SUPERVISOR, CORY LAKES COMMUNITY DEVELOPMENT DISTRICT SEAT 2**

1 of 1 Precincts Reporting

		<b>Percent</b>	<b>Votes</b>
Roger Brown		21.51%	214
David J Burman		78.49%	781
			995



**SUPERVISOR, CORY LAKES COMMUNITY DEVELOPMENT DISTRICT SEAT 3**

1 of 1 Precincts Reporting

		<b>Percent</b>	<b>Votes</b>
Suzanne Manzi		23.07%	230
Dan Morford		76.93%	767
			997



**SUPERVISOR, COVINGTON PARK COMMUNITY DEVELOPMENT DISTRICT SEAT 5**

1 of 1 Precincts Reporting

		<b>Percent</b>	<b>Votes</b>
James Andersen Sr.		37.47%	353
Doug Watts		62.53%	589
			942



**SUPERVISOR, FISHHAWK COMMUNITY DEVELOPMENT DISTRICT SEAT 5**

1 of 1 Precincts Reporting

		<b>Percent</b>	<b>Votes</b>
Terrie L. Morrison		60.42%	1,328
William Schwartz		39.58%	870
			2,198



**SUPERVISOR, HARBOR BAY COMMUNITY DEVELOPMENT DISTRICT SEAT 5**

3 of 3 Precincts Reporting

		<b>Percent</b>	<b>Votes</b>
Thomas A. Hatcher		76.29%	444
Rick Terrell		23.71%	138
			582



**SUPERVISOR, HERITAGE HARBOR COMMUNITY DEVELOPMENT DISTRICT SEAT 1**

1 of 1 Precincts Reporting

		<b>Percent</b>	<b>Votes</b>
Shelley L. Grandon		66.38%	460
Matthew K. Rametta		33.62%	233
			693



**SUPERVISOR, HERITAGE HARBOR COMMUNITY DEVELOPMENT DISTRICT SEAT 2**

1 of 1 Precincts Reporting

		<b>Percent</b>	<b>Votes</b>
Richard Gordon		62.92%	426
Anthony Newlin		37.08%	251
			677



**SUPERVISOR, HERITAGE HARBOR COMMUNITY DEVELOPMENT DISTRICT SEAT 3**

1 of 1 Precincts Reporting

		<b>Percent</b>	<b>Votes</b>
Jeff LaPace		77.59%	554
Sajjad Malik		22.41%	160
			714



**SUPERVISOR, HERITAGE ISLES COMMUNITY DEVELOPMENT DISTRICT SEAT 1**

1 of 1 Precincts Reporting

		<b>Percent</b>	<b>Votes</b>
Barbara A. Adams		58.44%	495
William S. Martello		41.56%	352
			847



**SUPERVISOR, HERITAGE ISLES COMMUNITY DEVELOPMENT DISTRICT SEAT 3**

1 of 1 Precincts Reporting

		<b>Percent</b>	<b>Votes</b>
Frank Camara		67.87%	566
Jack Meehan		32.13%	268
			834



**SUPERVISOR, LAKE ST. CHARLES COMMUNITY DEVELOPMENT DISTRICT SEAT 3**

1 of 1 Precincts Reporting

		<b>Percent</b>	<b>Votes</b>
John W. Bakas, Jr		36.90%	421
David E. Candia		63.10%	720
			1,141



**SUPERVISOR, LAKE ST. CHARLES COMMUNITY DEVELOPMENT DISTRICT SEAT 4**

1 of 1 Precincts Reporting

		<b>Percent</b>	<b>Votes</b>
Lorelei Bowden		62.57%	712
James Zeman		37.43%	426
			1,138


**SUPERVISOR, LAKE ST. CHARLES COMMUNITY DEVELOPMENT DISTRICT SEAT 5**



1 of 1 Precincts Reporting

		<b>Percent</b>	<b>Votes</b>
LeeAnn McDaniel		45.08%	509
James Richards		54.92%	620
			1,129

**SUPERVISOR, TAMPA PALMS OPEN SPACE/TRANSPORTATION COMMUNITY DEVELOPMENT DISTRICT SEAT 4**



2 of 2 Precincts Reporting

		<b>Percent</b>	<b>Votes</b>
Susanne Shea Alfonso		33.98%	1,202

Rosanne Clementi		32.49%	1,149
Martin E. Maldonado		33.53%	1,186
			3,537











**SUPERVISOR, WESTCHASE EAST COMMUNITY DEVELOPMENT DISTRICT SEAT 2**

1 of 1 Precincts Reporting

		Percent	Votes
Brian M. Ross		67.29%	1,703
Anthony L. Sanchez		32.71%	828
			2,531



**TRUSTEE, TWELVE OAKS SPECIAL DISTRICT**

1 of 1 Precincts Reporting

		Percent	Votes
Marsha J. Craig		11.35%	720
Robert Edwards		10.38%	658
Donald Graham		9.52%	604
Julie Hirst		10.83%	687
Rosemarie Middleton		14.65%	929
David L. Presnell		8.89%	564
Stuart H. Revis		7.52%	477
John D. Schwanebeck		9.54%	605
David Tinkey		8.45%	536
Armin Wendt		8.86%	562
			6,342



**AMENDMENT 1**

383 of 383 Precincts Reporting

		Percent	Votes
YES		47.40%	220,780
NO		52.60%	245,008
			465,788



**AMENDMENT 2**

383 of 383 Precincts Reporting

		Percent	Votes
YES		59.13%	290,789
NO		40.87%	200,966
			491,755

**AMENDMENT 3**



383 of 383 Precincts Reporting

		Percent	Votes
YES		63.19%	287,351
NO		36.81%	167,378
			454,729





**AMENDMENT 4**

383 of 383 Precincts Reporting

		<b>Percent</b>	<b>Votes</b>
YES		74.22%	335,835
NO		25.78%	116,644
			452,479



**AMENDMENT 6**

383 of 383 Precincts Reporting

		<b>Percent</b>	<b>Votes</b>
YES		74.39%	332,022
NO		25.61%	114,325
			446,347



**AMENDMENT 8**

383 of 383 Precincts Reporting

		<b>Percent</b>	<b>Votes</b>
YES		45.28%	208,935
NO		54.72%	252,457
			461,392



**CHARTER AMENDMENT 2**

383 of 383 Precincts Reporting

		<b>Percent</b>	<b>Votes</b>
YES		53.03%	231,650
NO		46.97%	205,206
			436,856



**ELAP**

383 of 383 Precincts Reporting

		<b>Percent</b>	<b>Votes</b>
YES		78.74%	347,764
NO		21.26%	93,904
			441,668

**TAMPA CHARTER AMENDMENT**

121 of 121 Precincts Reporting

		<b>Percent</b>	<b>Votes</b>
YES		60.56%	70,488
NO		39.44%	45,907
			116,395